

**UNITED STATES BANKRUPTCY COURT**  
**Western District of Tennessee**  
**PETITIONS FILED FOR TWELVE MONTH PERIODS**  
**BY DIVISIONS**

<b>Jan 1, 2021 - Dec 31, 2021</b>			
	<b>Memphis</b>	<b>Jackson</b>	<b>Totals</b>
Chapter 7	1,164	418	1,582
Chapter 11	12	6	18
Chapter 12	0	0	0
Chapter 13	3,093	741	3,834
<b>Totals:</b>	<b>4,269</b>	<b>1,165</b>	<b>5,434</b>

<b>Jan 1, 2020 - Dec 31, 2020</b>			
	<b>Memphis</b>	<b>Jackson</b>	<b>Totals</b>
Chapter 7	1,788	631	2,419
Chapter 11	6	7	13
Chapter 12	0	0	0
Chapter 13	4,106	967	5,073
<b>Totals:</b>	<b>5,900</b>	<b>1,605</b>	<b>7,505</b>

<b>Jan 1, 2019 - Dec 31, 2019</b>			
	<b>Memphis</b>	<b>Jackson</b>	<b>Totals</b>
Chapter 7	2,465	886	3,351
Chapter 11	18	6	24
Chapter 12	0	0	0
Chapter 13	7,702	1,856	9,558
<b>Totals:</b>	<b>10,185</b>	<b>2,748</b>	<b>12,933</b>

<b>Jan 1, 2018 - Dec 31, 2018</b>			
	<b>Memphis</b>	<b>Jackson</b>	<b>Totals</b>
Chapter 7	2,657	877	3,534
Chapter 11	14	2	16
Chapter 12	0	2	2
Chapter 13	8,011	1,858	9,869
<b>Totals:</b>	<b>10,682</b>	<b>2,739</b>	<b>13,421</b>

<b>2021 Over 2020</b>			
	<b>Memphis</b>	<b>Jackson</b>	<b>Total %</b>
Chapter 7	(624)	(213)	-34.60%
Chapter 11	6	(1)	38.46%
Chapter 12	0	0	0.00%
Chapter 13	(1,013)	(226)	-24.42%
<b>Totals:</b>	<b>(1,631)</b>	<b>(440)</b>	<b>-27.59%</b>

<b>2021 Over 2020</b>		
	<b>Jackson</b>	<b>Total %</b>
Chapter 7	(213)	-33.76%
Chapter 11	(1)	-14.29%
Chapter 12	0	0.00%
Chapter 13	(226)	-23.37%
<b>Totals:</b>	<b>(440)</b>	<b>-27.41%</b>

<b>% of Filings by Chap. By Div. Chapter % of</b>			
	<b>Memphis</b>	<b>Jackson</b>	<b>Total Filings</b>
Chapter 7	74%	26%	29%
Chapter 11	67%	33%	0%
Chapter 12	0%	0%	0%
Chapter 13	81%	19%	71%
<b>Totals:</b>	<b>79%</b>	<b>21%</b>	<b>100%</b>

<b>% of Filings by Chap. By Div. Chapter % of</b>			
	<b>Memphis</b>	<b>Jackson</b>	<b>Total Filings</b>
Chapter 7	74%	26%	32%
Chapter 11	46%	54%	0%
Chapter 12	0%	0%	0%
Chapter 13	81%	19%	68%
<b>Totals:</b>	<b>79%</b>	<b>21%</b>	<b>100%</b>

<b>% of Filings by Chap. By Div. Chapter % of</b>			
	<b>Memphis</b>	<b>Jackson</b>	<b>Total Filings</b>
Chapter 7	74%	26%	26%
Chapter 11	75%	25%	0%
Chapter 12	0%	0%	0%
Chapter 13	81%	19%	74%
<b>Totals:</b>	<b>79%</b>	<b>21%</b>	<b>100%</b>

<b>% of Filings by Chap. By Div. Chapter % of</b>			
	<b>Memphis</b>	<b>Jackson</b>	<b>Total Filings</b>
Chapter 7	75%	25%	26%
Chapter 11	87%	12%	0%
Chapter 12	0%	100%	0%
Chapter 13	81%	19%	74%
<b>Totals:</b>	<b>80%</b>	<b>20%</b>	<b>100%</b>

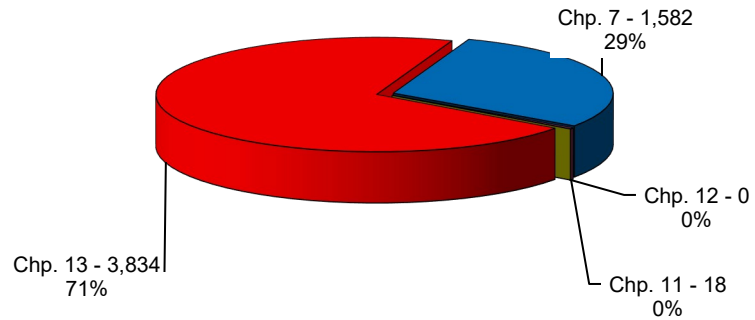
**Overall Change**  
**2021 Over 2020**  
**(Both Divisions)**  
  
**-27.59%**

<b>2021 Over 2020</b>		
	<b>Memphis</b>	<b>Total %</b>
Chapter 7	(624)	-34.90%
Chapter 11	6	100.00%
Chapter 12	0	0.00%
Chapter 13	(1,013)	-24.67%
<b>Totals:</b>	<b>(1,631)</b>	<b>-27.64%</b>

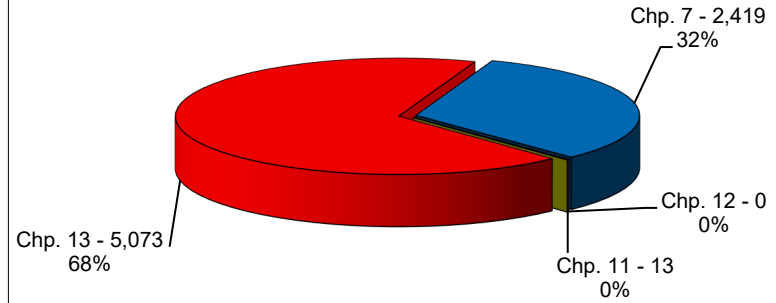
*Calculation of percentages are rounded to two places. .745 would be shown as .75 or 75%, and .744 would be displayed as .74 or 74%.*

**United States Bankruptcy Court  
Western District of Tennessee**

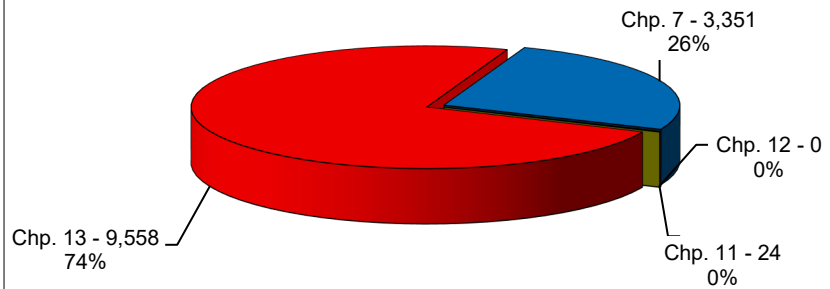
**Bankruptcy Case Filings  
Jan 1, 2021 thru Dec 31, 2021**



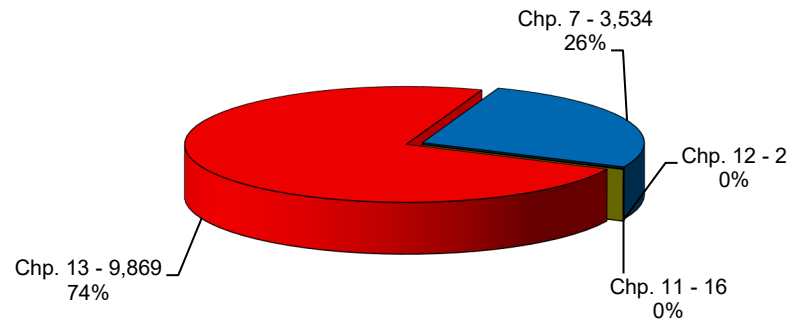
**Bankruptcy Case Filings  
Jan 1, 2020 thru Dec 31, 2020**



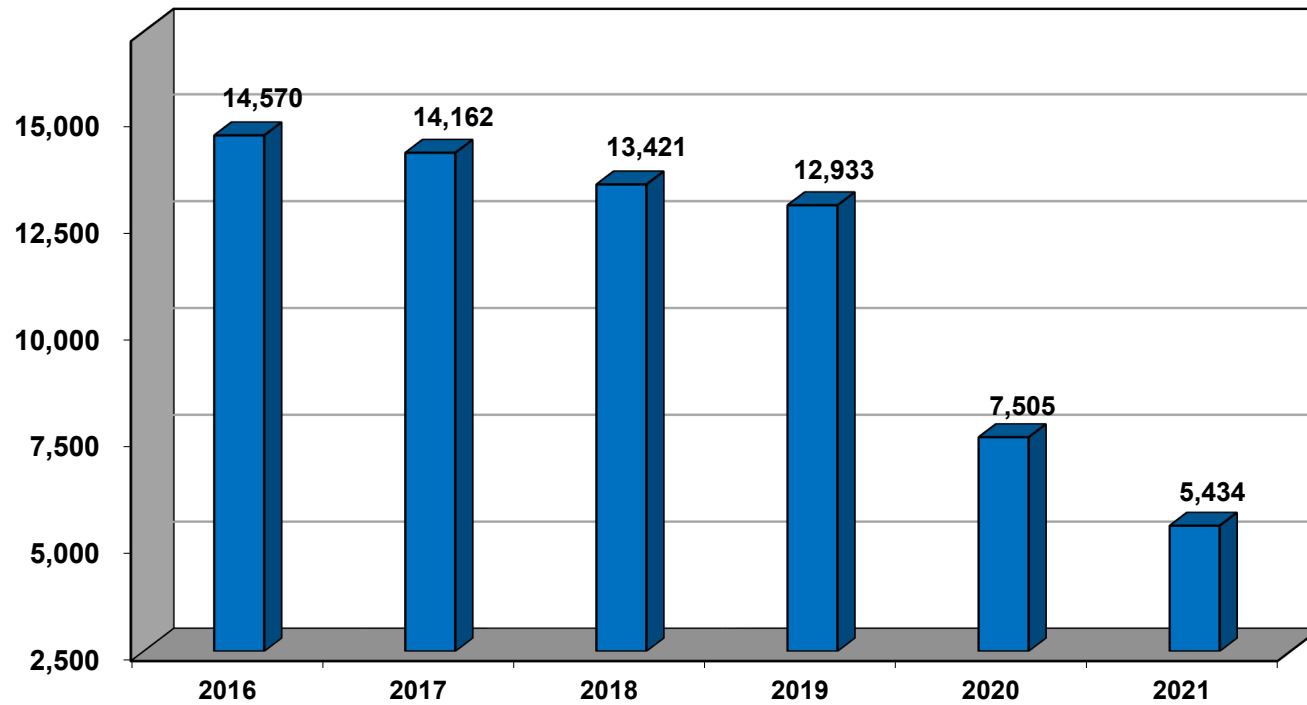
**Bankruptcy Case Filings  
Jan 1, 2019 thru Dec 31, 2019**



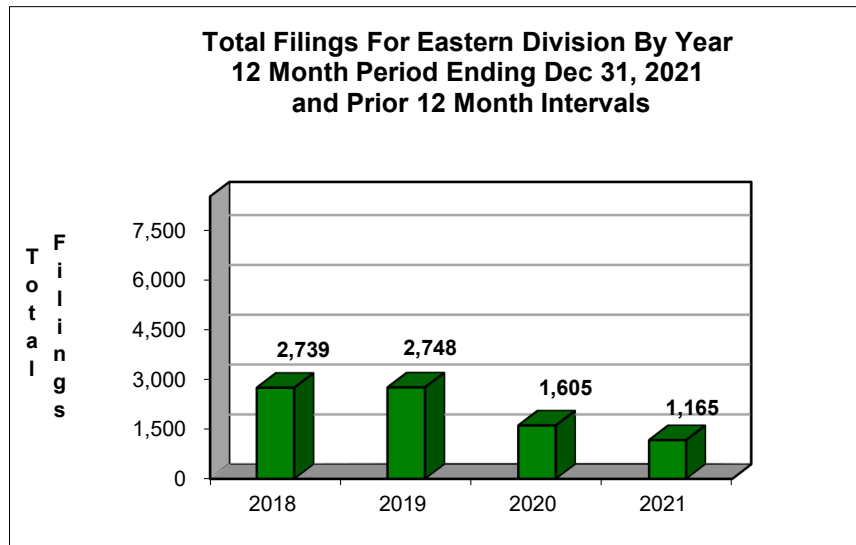
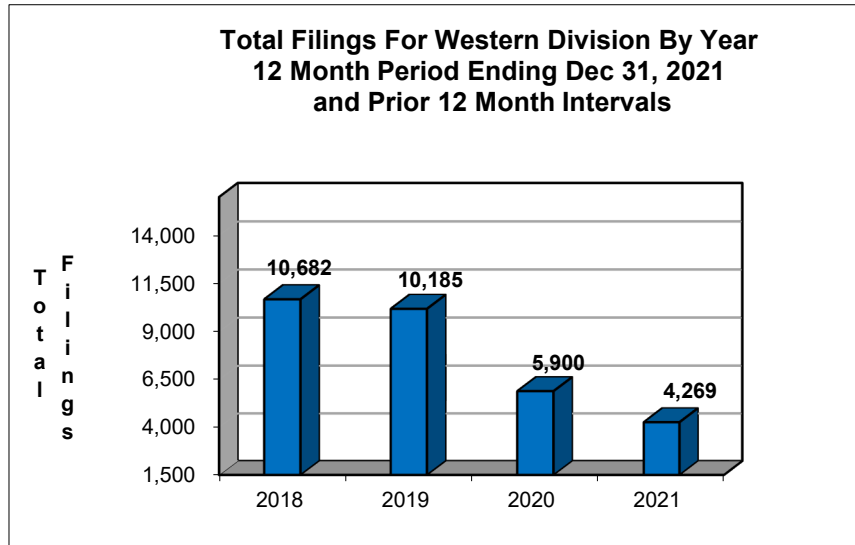
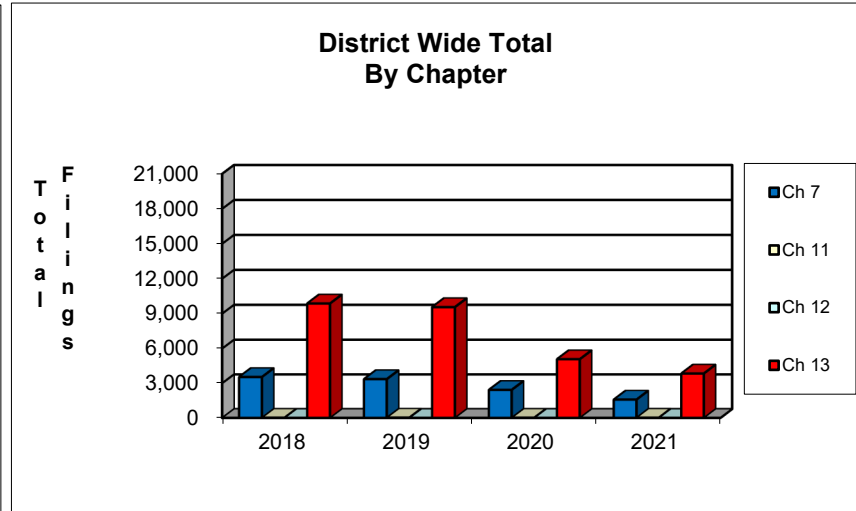
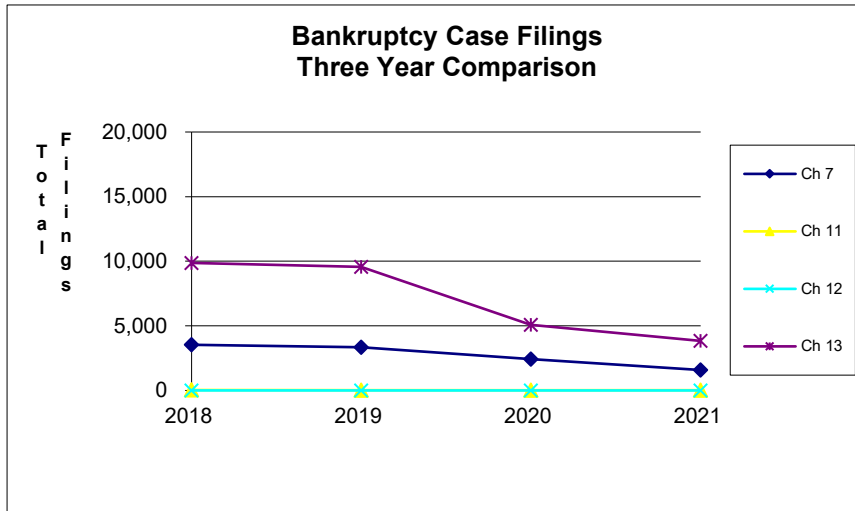
**Bankruptcy Case Filings  
Jan 1, 2018 thru Dec 31, 2018**



**Total Filings For Western District By Year  
12 Month Period Ending Dec 31, 2021  
and Prior 12 Month Intervals**



## United States Bankruptcy Court Western District of Tennessee



**NOTE: Data For Each Year was Calculated Beginning Dec 31, 2021 And Extending Backwards Twelve Months**

**Bankruptcy Yearly Case Filings  
Western District of Tennessee**

